

**The Manager,
Noida Institute of Engineering & Technology (A Unit of City
Educational And Welfare Society),
MEERUT.**

At the instance of the Members, we have examined the annexed Balance Sheet of Noida Institute of Engineering & Technology (A Unit of City Educational and Social Welfare Society), Meerut as at 31st March 2023 and the annexed Income and Expenditure Account for the period from 1st April 2022 to 31st March 2023 which are in agreement with the books of accounts maintained by the said concern.

We have obtained all the information and the explanations which to the best of our knowledge and belief were necessary for the purpose of the audit. In our opinion, proper books of account have been kept by the concern so far as appears from our examination of the books.

In our opinion and to the best of our information and according to the explanations given to us, the said accounts give a true and fair view :

- (i) in the case of the Balance Sheet of the state of affairs of the college as at 31st March 2023; and
- (ii) in the case of the Income and Expenditure Account of the excess of Income over Expenditure for the year ended on that date.

The particulars prescribed under Form No. 10B (Rule 17B) of the Income Tax Rules 1962 are annexed hereto.

For Singh Bhupinder & Co.
Chartered Accountants,



(Firm Registration No. 013436C)
CA Bhupinder Singh)
Prop.
Membership No. 076030

MEERUT : 28 OCT 2023

UDIN : 23076030860FXU7345




NOIDA INSTITUTE OF ENGINEERING & TECHNOLOGY GREATER NOIDA

A UNIT OF CITY EDUCATIONAL & SOCIAL WELFARE SOCIETY

BALANCE SHEET AS ON 31ST MARCH 2023

PARTICULARS	SCHEDULE	31st March 2023 Rs. P.	31st March 2022 Rs. P.
LIABILITIES			
CAPITAL FUNDS			
Corpus/General Fund	1	(16,99,79,868.72)	9,82,290.22
LOANS/BORROWINGS			
Secured Loans	2	-	-
SECURITY REFUNDABLE	3	16,66,01,923.05	11,60,87,133.93
CURRENT LIABILITIES & PROVISIONS	4	34,99,84,192.95	16,09,00,114.21
		34,66,06,247.28	27,79,69,538.36
ASSETS			
Fixed Assets	5	24,69,46,413.57	17,05,48,170.40
WDV (Opening)		17,05,48,170.40	
Add : Addition During the year		14,06,06,858.92	
Total		31,11,55,029.32	
Less:- Sale during the year		11,48,396.75	
Less:- Depreciation		6,30,60,219.00	
WDV (Closing)		24,69,46,413.57	
INVESTMENTS	6	1,17,71,337.45	1,03,35,571.45
CURRENT ASSETS			
Current Assets	7	3,12,77,869.92	3,96,51,163.51
Loans & Advances	8	5,66,10,626.34	5,74,34,633.00
		34,66,06,247.28	27,79,69,538.36


DIRECTOR


MANAGING DIRECTOR
Audited as per separate report attached herewith.
For Singh Bhupinder & Co.
Chartered Accountants



(Firm Registration No. 013436C)
(CA Bhupinder Singh)
Prop.
Mem No. 076030

MEERUT: 28 OCT 2023

NOIDA INSTITUTE OF ENGINEERING & TECHNOLOGY GREATER NOIDA

A UNIT OF CITY EDUCATIONAL & SOCIAL WELFARE SOCIETY


INCOME & EXPENDITURE ACCOUNT FOR THE YEAR ENDED 31ST MARCH 2023

PARTICULARS	SCHEDULE	31st March 2023 Rs. P.	31st March 2022 Rs. P.
INCOME			
Fee / Academic Receipt From Student	9	85,55,54,281.00	57,21,19,134.61
Grants & Donations	10	9,10,000.00	44,00,000.00
Income from Investments	11	13,05,185.03	7,22,402.16
Other Income	12	1,04,91,202.02	2,16,87,898.16
Sponsorship		-	-
		86,82,60,668.05	59,89,29,434.93
EXPENDITURE			
Staff Payments & Benefits	13	31,81,78,094.00	25,56,08,014.00
Student Amenties	14	2,80,08,620.26	95,64,230.00
Laboratory Expenses		78,48,641.62	43,89,729.00
Finance Cost	15	2,65,426.36	2,85,193.38
Maintenance Cost	16	2,55,39,341.06	1,77,54,008.02
Administrative and General Expenses	17	13,98,19,071.04	10,10,54,060.69
Examination Expenses	18	1,65,40,077.00	46,59,616.00
Depreciation	5	6,30,60,219.00	4,04,97,308.00
		59,92,59,490.34	43,38,12,159.09
Excess of Income over Expenditure		26,90,01,177.71	16,51,17,275.84
Carried to Balance Sheet			


DIRECTOR


MANAGING DIRECTOR

**Audited as per separate report attached herewith.
For Singh Bhupinder & Co.
Chartered Accountants**


(Firm Registration No. 013436C)
(CA Bhupinder Singh)
Prop.
Mem No. 076030



MEERUT: 28 OCT 2023

NOIDA INSTITUTE OF ENGINEERING & TECHNOLOGY
Schedules forming part of the Balance Sheet as at 31st March 2023

PARTICULARS	31st March 2023 Rs. P.	31st March 2022 Rs. P.
SCHEDULE NO : 1 CORPUS/GENERAL FUND		
Corpus Fund as on 01.04.2022	9,82,290.22	11,68,87,841.19
Add : Excess of Income over Expenditure	26,90,01,177.71	16,51,17,275.84
Less :- Transferred to Society	43,99,63,336.65	28,10,22,826.81
	<u>(16,99,79,868.72)</u>	<u>9,82,290.22</u>
SCHEDULE NO : 2 SECURED LOAN		
	-	-
SCHEDULE NO : 3 SECURITY REFUNDABLE		
Security Refundable	16,53,85,932.05	11,53,01,320.93
Excess Fees Refundable	12,15,991.00	7,85,813.00
	<u>16,66,01,923.05</u>	<u>11,60,87,133.93</u>
SCHEDULE NO : 4 CURRENT LIABILITIES & PROVISIONS		
Sundry Creditors	-	3,77,22,060.73
Expenses Payable	2,93,86,710.00	2,50,56,571.00
Advance Fees	1,13,200.00	-
Advance From Customer(Sunstone A/c)	-	1,50,17,326.00
Cheque Issued But Not Presented	35,95,308.22	9,67,004.00
UPTU Fee	1,84,000.00	2,44,000.00
NIET Pharmacy	8,41,07,850.73	3,28,13,113.48
Chandra Sen Hostel	23,25,97,124.00	4,90,80,039.00
	<u>34,99,84,192.95</u>	<u>16,09,00,114.21</u>
SCHEDULE NO : 6 INVESTMENTS		
FDR with bank including accrued Interest	1,17,71,337.45	1,03,35,571.45
	<u>1,17,71,337.45</u>	<u>1,03,35,571.45</u>
SCHEDULE NO : 7 CURRENT ASSETS		
Cash in hand	1,09,786.70	1,80,894.70
Cash at Bank	2,81,64,006.15	2,94,16,931.85
Advances to Supplier	3,41,358.34	74,88,975.23
Tds Recoverable	78,531.00	46,274.00
Security Deposit	25,84,187.73	25,18,087.73
	<u>3,12,77,869.92</u>	<u>3,96,51,163.51</u>
SCHEDULE NO : 8 LOANS & ADVANCES		
	5,66,10,626.34	5,74,34,633.00
	<u>5,66,10,626.34</u>	<u>5,74,34,633.00</u>
SCHEDULE NO : 9 ACADEMIC / EDUCATIONAL RECEIPTS		
Gross Receipts	85,55,54,281.00	57,21,19,134.61
	<u>85,55,54,281.00</u>	<u>57,21,19,134.61</u>
SCHEDULE NO : 10 GRANTS & DONATIONS		
Grant receipts	9,10,000.00	44,00,000.00
	<u>9,10,000.00</u>	<u>44,00,000.00</u>



NOIDA INSTITUTE OF ENGINEERING & TECHNOLOGY

Schedules forming part of the Income & Expenditure Account for the year ending as on 31st March 2023

PARTICULARS	31st March 2023 Rs. P.	31st March 2022 Rs. P.
SCHEDULE NO : 11 INCOME FROM INVESTMENTS		
Bank Interest Received	8,26,900.57	5,09,876.70
Interest On FDR/TDR	4,03,087.00	1,37,328.00
Interest Recd On Elect. Security	75,197.46	75,197.46
	<u>13,05,185.03</u>	<u>7,22,402.16</u>
SCHEDULE NO : 12 OTHER INCOME		
Other & Misc. Income	25,07,466.00	12,61,658.16
Sponsorship Receipts	79,83,736.02	2,04,26,240.00
	<u>1,04,91,202.02</u>	<u>2,16,87,898.16</u>
SCHEDULE NO : 13 STAFF PAYMENTS & BENEFITS		
Salary	31,81,78,094.00	25,56,08,014.00
	<u>31,81,78,094.00</u>	<u>25,56,08,014.00</u>
SCHEDULE NO : 14 STUDENT AMENITIES		
Student Personality Development	2,51,58,055.26	64,93,656.00
Medical & First Aid Exp.	7,44,425.00	17,20,865.00
Prize & Award Exp	20,96,140.00	13,49,709.00
Student Welfare	10,000.00	-
	<u>2,80,08,620.26</u>	<u>95,64,230.00</u>
SCHEDULE NO : 15 FINANCE COST		
Bank Charges	2,59,584.36	2,77,732.38
Interest Paid to Others	5,842.00	7,461.00
	<u>2,65,426.36</u>	<u>2,85,193.38</u>
SCHEDULE NO : 16 MAINTENANCE COST		
Repair & Maintenance Building	6,69,379.00	5,00,732.00
Repair & Maintenance Furniture	21,70,653.00	22,65,777.00
Repair & Maintenance Electric	32,84,055.00	7,43,719.00
Repair & Maintenance - Other	1,04,63,676.00	75,98,119.00
Repair & Maintenance - AC	34,000.00	43,750.00
Repair & Maintenance - Office	3,16,627.00	3,80,970.00
Bus Running & Maintenance	28,63,313.00	9,42,502.84
Car Running & Maintenance	22,77,640.06	17,80,773.18
Annual Maintenance Charges	34,59,998.00	34,97,665.00
	<u>2,55,39,341.06</u>	<u>1,77,54,008.02</u>
SCHEDULE NO : 17 ADMINISTRATIVE AND GENERAL EXPENSES		
Advertisement Expenses	4,77,60,411.25	3,63,52,944.00
Admission Expenses	77,31,002.00	35,76,855.61
Accreditation inspection Expense	-	2,95,000.00
Affiliation Expenses	6,90,000.00	8,74,999.10
Application Fees	51,348.00	1,42,025.00
Diesel Expenses	21,77,208.64	81,77,797.35
Donation	1,57,900.00	4,17,600.00
Electricity Expenes	1,47,30,316.31	1,13,50,979.24
Entertainment Expenses	1,82,695.00	1,34,752.00
Faculty Development Expenses	6,90,252.00	4,57,233.00
Fire Safety Expenses	70,000.00	39,877.00
Freight & Cartage	1,14,210.00	24,420.00
Function & Festival Expenses	82,60,458.00	50,38,752.75
Gardening Expenses	3,98,646.00	5,00,089.00



Generator Expenses	12,07,135.76	2,29,791.47
Guest House Expenses	3,61,725.00	4,35,625.00
Guest Speaker Expenses	10,08,177.00	14,90,955.00
Innovation & Startup Support Expenses	13,20,000.00	5,20,000.00
Inspection Expenses	7,072.00	22,132.00
Insurance	8,92,490.00	10,98,510.00
Internet Expenses	10,52,515.00	12,72,312.00
Journal & Books	44,68,601.00	31,88,960.00
Legal & Professional Expenses	40,348.00	7,130.00
Library Expense	2,180.00	-
Membership & Subscription	20,92,004.00	1,60,060.00
Misc Expenses	10,049.00	4,575.00
NewsPaper & Periodicals	17,148.50	14,480.00
Pooja Expenses	3,07,858.00	1,73,551.00
Poor Welfare Expense	-	31,755.00
Postage Expenses	56,066.00	41,263.02
Printing & Stationery	63,58,715.00	22,04,314.00
Professional Expenses	50,40,180.00	93,82,320.00
Rate, Fees & Taxes	8,01,572.00	1,76,853.00
Rent A/c	4,07,176.00	3,12,676.00
Research & Development Expenses	21,27,237.55	5,32,148.00
Seminar Expenses	26,50,640.00	21,87,418.63
Security Charges	49,560.00	2,43,126.00
Software Expenses	8,05,051.50	2,66,090.00
Sports Expenses	1,90,278.00	3,37,136.00
Staff Welfare	10,51,984.00	4,64,462.00
Telephone Expenses	5,58,320.51	4,32,288.04
Training & Placement Expenses	1,11,96,799.22	59,16,762.48
Travelling & Conveyance	1,23,03,869.80	22,24,846.00
Web & Video Course Expenses	1,17,900.00	1,30,400.00
Workshop Expenses	1,58,459.00	1,68,797.00
Loss on Sale of Fixed Assets	1,43,512.00	-
	13,98,19,071.04	10,10,54,060.69


SCHEDULE NO : 18 EXAMINATION EXPENSES

Examination Exps.	1,65,40,077.00	46,59,616.00
	1,65,40,077.00	46,59,616.00


DIRECTOR


MANAGING DIRECTOR

**Audited as per separate report attached herewith.
For Singh Bhupinder & Co.
Chartered Accountants**


(Firm Registration No. 013436C)
(CA Bhupinder Singh)

Prop.
Mem No. 076030

MEERUT : 28 OCT 2023



NOIDA INSTITUTE OF ENGINEERING & TECHNOLOGY, GREATER NOIDA

SCHEDULE 5

Schedule of Fixed Assets forming part of the Balance Sheet as at 31st March 2023

Name of Assets	Value as on 01-04-2022	Additions during the year	Sold / Adjustment during	Total Value As on 31.03.2023	Rate of Dep.	Depreciation for the year	WDV as on 31-03-2023
Air Conditioners	54,79,777.50	31,03,300.00	-	85,83,077.50	15%	12,87,462.00	72,95,615.50
Air Cooler	47,014.00	-	-	47,014.00	15%	7,052.00	39,962.00
Analyser	69,484.00	-	-	69,484.00	15%	10,423.00	59,061.00
Appratus & Equipments	5,22,009.30	-	-	5,22,009.30	15%	78,301.00	4,43,708.30
Aquaguard Water Filter	70,323.00	-	-	70,323.00	15%	10,548.00	59,775.00
Basket Ball Court	12,57,724.00	1,68,000.00	-	14,25,724.00	15%	2,13,859.00	12,11,865.00
Biotech Equipment	2,97,283.00	-	-	2,97,283.00	15%	44,592.00	2,52,691.00
B Pharma Library A/c	5,29,421.75	-	-	5,29,421.75	15%	79,413.00	4,50,008.75
Biomatric Machine	-	7,17,872.00	-	7,17,872.00	15%	1,07,681.00	6,10,191.00
Black Board	4,30,197.00	-	-	4,30,197.00	15%	64,530.00	3,65,667.00
Bus	4,47,990.00	-	-	4,47,990.00	15%	67,199.00	3,80,791.00
BUS- EICHER	2,19,038.00	-	-	2,19,038.00	15%	32,856.00	1,86,182.00
Bus Eicher UP-16-AT-1305	3,43,324.00	-	-	3,43,324.00	15%	51,499.00	2,91,825.00
BUS-UP 16FT3818	11,62,800.00	-	-	11,62,800.00	15%	1,74,420.00	9,88,380.00
BUS-UP 16GT0120	8,87,259.00	-	-	8,87,259.00	15%	1,33,089.00	7,54,170.00
Bus UP-16-T-6959	3,20,690.00	-	-	3,20,690.00	15%	48,104.00	2,72,586.00
BUS-UP 16CT2091	3,47,494.00	-	-	3,47,494.00	15%	52,124.00	2,95,370.00
BUS-UP 16 LT 2903	-	19,59,923.00	-	19,59,923.00	15%	2,93,988.00	16,65,935.00
BUS-UP 16 CT2315	4,77,884.00	-	-	4,77,884.00	15%	71,683.00	4,06,201.00
C C T CAMERA	11,72,434.00	10,82,553.00	-	22,54,987.00	15%	3,38,248.00	19,16,739.00
Ceragem Thermal Massager	5,73,750.00	2,23,000.00	-	7,96,750.00	15%	1,19,513.00	6,77,237.00
CANON DIGITAL SLR CAMERA	84,821.00	-	-	84,821.00	15%	12,723.00	72,098.00
CAR AMAZE-UP15BL5651	2,04,477.00	-	-	2,04,477.00	15%	30,672.00	1,73,805.00
Car Bolero UP.16.AE.7104	1,80,661.00	-	1,80,661.00	-	15%	-	-
Car Eco Up-16AK-0374	1,01,702.00	-	-	1,01,702.00	15%	15,255.00	86,447.00
Car Eco UP16AL-5491	1,05,154.00	-	1,05,154.00	-	15%	-	-
Car Eco UP16 DP 5470	-	7,39,001.00	-	7,39,001.00	15%	1,10,850.00	6,28,151.00
Car INNOVA UP-16AL-4345)	3,03,626.00	-	1,00,000.00	2,03,626.00	15%	30,544.00	1,73,082.00
Car INNOVA UP-16CC-2175)	12,74,043.00	-	-	12,74,043.00	15%	1,91,106.00	10,82,937.00
Car Mahindra XUV (UP-16-AJ-6584)	3,28,862.00	-	-	3,28,862.00	15%	49,329.00	2,79,533.00
Car Maruti Eeco UP.16.AE.7161	98,668.00	-	-	98,668.00	15%	14,800.00	83,868.00
Car MG ZS UP 16CM 7506	17,73,238.00	-	-	17,73,238.00	15%	2,65,986.00	15,07,252.00
CAR NEXON EV XM No. UP 16 CQ 21	10,36,311.00	-	-	10,36,311.00	15%	1,55,447.00	8,80,864.00
Car Sunny (Ak Singh)	2,33,160.00	-	2,33,160.00	-	15%	-	-
CAR INNOVA- UP15CN3000	10,19,633.00	-	-	10,19,633.00	15%	1,52,945.00	8,66,688.00
CAR-MG ZS-UP16CM 7506	14,49,412.00	-	-	14,49,412.00	15%	2,17,412.00	12,32,000.00
CAR-NISSAN MAGNITE-UP16 DH 394	-	9,25,463.00	-	9,25,463.00	15%	1,38,819.00	7,86,644.00
CAR-NISSAN TERRENO-0677	4,17,154.00	-	-	4,17,154.00	15%	62,573.00	3,54,581.00
Car Sonet UP 16DB 2039	12,92,509.00	-	-	12,92,509.00	15%	1,93,876.00	10,98,633.00
CAR SWIFT LDI- UP15 BZ6394	2,49,761.00	-	-	2,49,761.00	15%	37,464.00	2,12,297.00
CAR XL 6 HYBRID -UP15 DY8590	-	13,40,092.00	-	13,40,092.00	15%	2,01,014.00	11,39,078.00
CAR XL 6 HYBRID -UP15 DZ0438	-	13,32,808.00	-	13,32,808.00	15%	1,99,921.00	11,32,887.00
Cash Counting Machine	14,424.00	-	-	14,424.00	15%	2,164.00	12,260.00
Chalk Board	51,955.00	-	-	51,955.00	15%	7,793.00	44,162.00
Chemistry Lab Equipment	10,93,690.85	-	-	10,93,690.85	15%	1,64,054.00	9,29,636.85
Civil Lab Equipment	3,80,091.00	-	-	3,80,091.00	15%	57,014.00	3,23,077.00
Cleaning Machine	70,515.00	-	-	70,515.00	15%	10,577.00	59,938.00
Computer Lab Equipment	4,68,77,488.72	8,24,88,344.03	-	12,93,65,832.75	30%	3,88,09,750.00	9,05,56,082.75
Cooler	62,642.00	11,100.00	-	73,742.00	15%	11,061.00	62,681.00
Cycle A/c	5,144.00	-	-	5,144.00	15%	772.00	4,372.00
Cyclo Style Machine	1,505.00	-	-	1,505.00	15%	226.00	1,279.00
Drawing Board	12,598.00	-	-	12,598.00	15%	1,890.00	10,708.00
Electrical Fittings	1,56,33,391.22	46,52,346.00	-	2,02,85,737.22	15%	30,42,861.00	1,72,42,876.22
Electronic & Communication Lab	8,22,667.30	-	-	8,22,667.30	15%	1,23,400.00	6,99,267.30
Electronics Lab Equipment	24,40,053.40	-	-	24,40,053.40	15%	3,66,008.00	20,74,045.40
ETS PCB MATE-300W	12,03,600.00	-	-	12,03,600.00	15%	1,80,540.00	10,23,060.00
Fax Machine	5,809.00	-	-	5,809.00	15%	871.00	4,938.00
Fire Fighting Equipment	13,53,443.00	-	-	13,53,443.00	15%	2,03,016.00	11,50,427.00
Flat -Tulip-34, Sec Pi, Gr, Noida	8,55,646.00	-	-	8,55,646.00	15%	1,28,347.00	7,27,299.00
Fluid Machnical Lab	23,161.00	-	-	23,161.00	15%	3,474.00	19,687.00
Fogging Machine	2,013.00	-	-	2,013.00	15%	302.00	1,711.00
Furniture and Fixtures	3,26,88,027.68	89,61,369.90	-	4,16,49,397.58	10%	41,64,940.00	3,74,84,457.58
Gas Cylinders	440.00	-	-	440.00	15%	66.00	374.00
Generator	20,47,150.00	-	-	20,47,150.00	15%	3,07,073.00	17,40,077.00
Grass Cutting Machine	18,390.00	-	-	18,390.00	15%	2,759.00	15,631.00
Gym Equipments	6,75,968.00	1,60,000.00	-	8,35,968.00	15%	1,25,395.00	7,10,573.00
Idea Lab Equipment	61,880.00	32,99,621.00	-	33,61,501.00	15%	5,04,225.00	28,57,276.00
Inverter A/c	3,09,649.00	-	-	3,09,649.00	15%	46,447.00	2,63,202.00
Lease Line Instrument	15,251.00	-	-	15,251.00	15%	2,288.00	12,963.00
Library Books	70,56,291.40	64,244.00	5,29,421.75	65,91,113.65	15%	9,88,667.00	56,02,446.65
Library Equipement	62,469.00	-	-	62,469.00	15%	9,370.00	53,099.00
Lift A/c	26,86,184.56	6,30,000.00	-	33,16,184.56	15%	4,97,428.00	28,18,756.56
Material Testing Lab	13,807.00	-	-	13,807.00	15%	2,071.00	11,736.00



Mattress	37,058.00	-	-	37,058.00	15%	5,559.00	31,499.00
Mechanical Lab Equipment	57,70,710.85	-	-	57,70,710.85	15%	8,65,607.00	49,05,103.85
Mercedez Lab	22,00,270.02	-	-	22,00,270.02	15%	3,30,041.00	18,70,229.02
Mercedes Benz Car	-	1,17,16,023.99	-	1,17,16,023.99	15%	17,57,404.00	99,58,619.99
Metrology Lab Equipment	37,999.00	-	-	37,999.00	15%	5,700.00	32,299.00
Micro Processor Lab	28,365.50	-	-	28,365.50	15%	4,255.00	24,110.50
Micro Wave Lab	61,225.00	-	-	61,225.00	15%	9,184.00	52,041.00
Microwave Oven	4,115.00	-	-	4,115.00	15%	617.00	3,498.00
Microscope	21,442.00	-	-	21,442.00	15%	3,216.00	18,226.00
Mobile Jammer	93,462.00	-	-	93,462.00	15%	14,019.00	79,443.00
Mobile Phone	6,13,365.00	2,82,560.00	-	8,95,925.00	15%	1,34,389.00	7,61,536.00
Musical Instrument	66,343.00	-	-	66,343.00	15%	9,951.00	56,392.00
Office Equipment	1,08,563.00	-	-	1,08,563.00	15%	16,284.00	92,279.00
Online UPS	17,41,076.00	12,54,526.00	-	29,95,602.00	15%	4,49,340.00	25,46,262.00
Oxygen Cylinder	845.00	-	-	845.00	15%	127.00	718.00
Pathology Lab Equipment	1,85,293.00	-	-	1,85,293.00	15%	27,794.00	1,57,499.00
Smart Manufacturing Lab - PTC	99,79,866.19	-	-	99,79,866.19	15%	14,96,980.00	84,82,886.19
Pharma Lab Equipment	-	-	-	-	15%	-	-
Photocopier Machine	3,25,408.00	3,85,840.00	-	7,11,248.00	15%	1,06,687.00	6,04,561.00
Physics Lab Equipment	66,272.64	-	-	66,272.64	15%	9,941.00	56,331.64
Plotter -430hp	32,426.00	-	-	32,426.00	15%	4,864.00	27,562.00
Power Electric Lab Equipment	5,623.40	-	-	5,623.40	15%	844.00	4,779.40
Printer	2,83,354.00	10,44,164.00	-	13,27,518.00	15%	1,99,128.00	11,28,390.00
Projector	3,83,203.00	-	-	3,83,203.00	15%	57,480.00	3,25,723.00
Refrigerator	1,36,652.00	-	-	1,36,652.00	15%	20,498.00	1,16,154.00
Scooter	8,548.00	-	-	8,548.00	15%	1,282.00	7,266.00
Security Equipments	32,426.00	-	-	32,426.00	15%	4,864.00	27,562.00
Sewage Treatment Plant	10,87,439.00	-	-	10,87,439.00	15%	2,98,116.00	7,89,323.00
Software	22,22,767.60	7,31,600.00	-	29,54,367.60	30%	8,86,310.00	20,68,057.60
Solar Power Plant	4,65,890.00	-	-	4,65,890.00	15%	69,884.00	3,96,006.00
Sound System	1,93,093.00	6,26,167.00	-	8,19,260.00	15%	1,22,889.00	6,96,371.00
Sports Equipment	3,60,365.00	-	-	3,60,365.00	15%	54,055.00	3,06,310.00
Submersible Pump	3,70,327.00	36,285.00	-	4,06,612.00	15%	60,992.00	3,45,620.00
STP Capacity 190 Kld	-	7,13,788.00	-	7,13,788.00	15%	1,07,068.00	6,06,720.00
Teaching Aid Equipment	62,743.00	-	-	62,743.00	15%	9,411.00	53,332.00
Telephone Instrument	25,194.00	-	-	25,194.00	15%	3,779.00	21,415.00
Television	6,26,532.00	6,75,220.00	-	13,01,752.00	15%	1,95,263.00	11,06,489.00
Transformer A/c	3,02,755.00	5,90,000.00	-	8,92,755.00	15%	1,33,913.00	7,58,842.00
Vacuum Cleaner	5,859.00	-	-	5,859.00	15%	879.00	4,980.00
Visitor Management Kiosk	1,26,012.00	-	-	1,26,012.00	15%	18,902.00	1,07,110.00
Ventilator A/c	1,59,584.00	-	-	1,59,584.00	15%	23,938.00	1,35,646.00
Water Cooler	4,98,414.00	8,80,060.00	-	13,78,474.00	15%	2,06,771.00	11,71,703.00
Water Filter (R.O.)	75,869.00	-	-	75,869.00	15%	11,380.00	64,489.00
Water Heater	74,959.00	-	-	74,959.00	15%	11,244.00	63,715.00
Water Tank	76,392.00	1,19,250.00	-	1,95,642.00	15%	29,346.00	1,66,296.00
Web Camera	49,193.00	7,50,070.00	-	7,99,263.00	15%	1,19,889.00	6,79,374.00
Workshop Tools & Equip.	1,86,437.52	-	-	1,86,437.52	15%	27,966.00	1,58,471.52
	17,05,48,170.40	13,16,64,590.92	11,48,396.75	30,10,64,364.57		6,30,60,219.00	23,80,04,145.57
Capital Work-in-Progress:							
Building under Construction	-	89,42,268.00	-	89,42,268.00			89,42,268.00
	17,05,48,170.40	14,06,06,858.92	11,48,396.75	31,00,06,632.57		6,30,60,219.00	24,69,46,413.57

DIRECTOR

MANAGING DIRECTOR



NOIDA INSTITUTE OF ENGINEERING & TECHNOLOGY, GREATR NOIDA
LIST AS ON 31ST MARCH 2023

ADVANCE TO SUPPLIER

Air Tech Max India Pvt. Ltd.	45,91,942.00
Arahant Video Vision	1,25,000.00
E.Pack Polymers (P) Ltd.	4,95,600.00
Harsh Electronics (Rinku Singh)	65,142.00
Monotech Elevator Solutions Pvt. Ltd.	15,00,000.00
Nextgen Recruitment Ventures Ltd.	1,25,000.00
NIET Technology Business Incubator Foundation	2,11,677.00
OTIS Elevator Co. India Ltd	14,37,240.00
Saeed Ahmed	50,000.00
Sushil Kumar(driver)	6,141.48

SUNDRY CREDITORS

Cr Balance	
Alliance Digitech Pvt. Ltd.	(5,267.00)
Balaji Creations	(44,570.00)
Bhasin Brothers Ho	(1,93,160.00)
Bio-Age Equipment Services	(5,900.00)
B.R.Textiles	(1,53,372.00)
Chander Sen Hostel(Mess)	(85,204.00)
Flourish Ply & Veneer	(14,60,722.00)
Gs Tech Software Systemn Pvt. Ltd.	(2,34,318.00)
Indraprastha Gas Ltd.	(16,424.10)
Intersol A/C	(8,07,187.50)
Irshad Saifi (Contractor)	(1,33,650.00)
Jona'S Pots & Plants	(12,140.00)
Lodhi Mech. Industries	(9,66,420.00)
Madan Fruit Shop (Ashok Kr. Manoj Kr.)	(8,638.00)
Marketxpander Services Pvt. Ltd.	(1,59,501.00)
Medha System	(5,710.00)
N.P.C.L	(6,43,805.54)
Raman Batra (Huf)	(1,35,000.00)
Rama Pest Control	(26,444.00)
Rehmans A/C	(25,900.00)
R.M. Electric Store	(5,54,753.00)
Shiv Shakti Graphics	(1,50,481.00)
Siddhi Corparate Services	(61,890.00)
Sonet Microsystem Pvt. Ltd.(Fees Recd.)	(7,53,463.00)
Sonet Microsystems Pvt Ltd	(92,800.00)
The Modern Scientific Industries	(1,26,717.00)
Turnit India Education Pvt. Ltd.	(4,93,092.00)
Ujjawal Creations	(1,12,770.00)
United Traders	(1,74,965.00)
Vikas Jain & Family Huf	(5,51,000.00)
Vision High Care	(42,120.00)
Yogesh Kumar Goel & Sons Huf	(29,000.00)
	<hr/> <hr/> 3,41,358.34



INVESTMENTS

Share Money Purchased in Shivalik Bank	1,440.00
Term Deposit with SBP(Main)41042	70,364.45
Term Deposit with UBI FeesA/C	31,85,000.00
Term Deposit with UBI (IDEA LAB)	33,50,000.00
FDR with UBI-604303030003634	51,64,533.00
	<u>1,17,71,337.45</u>

EXPENSES PAYABLE :

ADM.Charges Payable	3,369.00
ESI PAYABLE	4,664.00
FPF Payble	46,280.00
Link Deposit Payable	3,369.00
PF Payable	87,046.00
Salary Payable	2,38,55,668.00
TDS ON SALARY	51,62,575.00
TDS PAYABLE	2,23,739.00
	<u>2,93,86,710.00</u>

SECURITY REFUNDABLE

Security from CMS Food	50,000.00
Security Bond Refundable	73,89,100.00
Security for Sambhojan Foods	1,00,000.00
Security from Students Refundable	11,89,51,820.00

Cheque Recd. But Not Lodge For Collection

Ch/DD Recd. But Receipt Pending- NEFT	3,30,70,723.29
Ch/DD Recd. But Receipt Pending Fee Pal	18,97,366.76
Ch./dd Recd. But Receipt Pending -Paytm	39,26,922.00
Security Money Refundable-Pharmacy	-
	<u>16,53,85,932.05</u>

SECURITY DEPOSIT

Electricity Security	17,69,351.73
Lease Line security	10,000.00
Security For Gas Pipe line	5,000.00
Security For Internet	30,000.00
Security with IGL	7,56,836.00
Telephone Security	13,000.00
	<u>25,84,187.73</u>

LOAN & ADVANCES

Kamla Pati Singh	5,70,000.00
Raj Kumar Goel	6,00,000.00
Advance to Staff	1,20,000.00
Vijay Laxmi	2,00,000.00
AMR Infrastructures Ltd.	2,25,00,000.00
Ansai Prop. & Infra. Ltd. Flat E2-3602	7,51,901.00
A.V.J. Developers India Pvt Ltd	93,71,151.00
FLAT- KM19-702 Jay Pee Greens Kosmos Noida	1,77,664.00
FLAT-PH3-401 (Jaypee Greens), Golf Course NOIDA	89,49,259.00
Govind Singh Bodh	1,50,000.00
Sanjeev Gupta	3,40,000.00
Shagun Enterprises	73,20,000.00
Shiva Educational & Social Welfare Society	5,46,518.34
Vardhman Infra Developers Pvt Ltd	50,14,133.00
	<u>5,66,10,626.34</u>



DETAILS OF BANK ACCOUNTS

ICICI BANK LTD.-696201700157	12,274.89
IDFC FIRST BANK A/C - 10058944845	2,16,872.57
PNB-KUMS, 4180000101525784	26,078.17
Shivalik Bank Ltd.-100810355569 Niet Exam A/c	3,237.62
Shivalik Mercantile Co-Oper.Bank Ltd.-100810062885	3,89,128.47
State Bank of Patiala Mrt(Main)55031841042	10,434.21
UBI -604302010017264 PGDM	1,83,69,427.80
UBI-604302010019841 MCA A/C	20,48,919.18
U.B.I.EXAM A/C(50013) Gr.Noida	63,295.26
UBI Fees A/c -604302010004991 Gr.Noida	22,34,292.74
U.B.I.(Library A/C)50012 Gr.Noida	33,531.34
UBI Main A/c(604301010050001)Gr. Noida	37,13,776.10
U.B.I. (Medical Fund A/cno 604301010050052)	2,03,413.91
UBI NIET IDEALAB-6043020100019206	55,475.93
U.B.I (Security A/c) 50005 Gr.Noida	35,362.96
U.B.I.(S.Ship A/c 00003) Gr.Noida	6,44,247.33
UBI TPT A/c(50014) Gr.Noida	83,487.27
Shivalik Bank OD A/C NO-100844004440	20,750.40
	<u>2,81,64,006.15</u>

DETAILS OF GROSS RECEIPT

Bus Charges	16,48,728.00
Cambridge Fees	43,200.00
Examination Fees	6,77,14,097.00
Fees From Suntone-MBA	3,86,09,571.00
Fines	6,96,945.00
Library Fine	1,63,094.00
Medical Claim	5,26,600.00
Mercedes Benz Lab Fees A/c	1,59,600.00
Other Charges	80,84,947.00
Registration Fees	1,46,96,029.00
Student Welfare Fund	4,89,61,545.00
T.B.L.FEES	1,38,52,405.00
Tution Fees-NIET	66,03,97,520.00
	<u>85,55,54,281.00</u>

STAFF PAYMENTS & BENEFITS

Administrative Charges	36,033.00
ESI Expenses	2,22,155.00
FPF Expenses	4,82,232.00
Gratuity A/C	95,26,135.00
Leave Encashment Expenses	20,89,059.00
Link Deposit	36,033.00
Pf Expenses	2,12,402.00
Salary (Non Teaching Staff)	7,27,08,342.00
Salary (Teaching Staff)	23,28,65,703.00
	<u>31,81,78,094.00</u>

DETAILS OF LABORATORY EXPENSES

BIOTECH LAB EXPS.	4,34,046.00
Chemistry Lab Exps.	31,594.00
Computer/ Electronic Exp	35,50,466.56
ELECTRONICS LAB EXPS.	59,716.00
Laboratory Expenses	3,28,330.00
Mechanical Lab Exps.	77,225.00
Mercedes Benz Lab Exps.	2,78,074.20
PTC LAB EXP.	3,52,366.00
IDEA LABORTARY EXPS.	27,14,323.86
Lab Expenses	22,500.00
	<u>78,48,641.62</u>

