



Singh Bhupinder & Co.

Chartered Accountants

10 - JAWAHAR PURI,

KANKER KHERA, MEERUT CANTT

Ph : 0121-2556170

The Managing Director
NOIDA INSTITUTE OF ENGINEERING AND TECHNOLOGY
GR NOIDA

At the instance of the Members, we have examined the annexed Balance Sheet of Meerut Institute of Engineering and Technology, Meerut as at 31st March 2024 and the annexed Income and Expenditure Account for the year ended 31st March 2024 which are in agreement with the books of accounts maintained by the said Institute.


We have obtained all the information and the explanations which to the best of our knowledge and belief were necessary for the purpose of the audit. In our opinion, proper books of account have been kept by the Institute so far as appears from our examination of the books.

In our opinion and to the best of our information and according to the explanations given to us, the said accounts give a true and fair view:

- (i) in the case of the Balance Sheet of the state of affairs of the Institute as at 31st March 2024 ;
and
- (ii) in the case of the Income and Expenditure Account of the excess of Income over Expenditure for the year ended on that date.

Date : 29.09.2024

Place : MEERUT



For Singh Bhupinder & Co.
Chartered Accountants

Singh
(Bhupendra Singh) FCA

Prop.

M No. 076030

PAN No. AGUPS4145C

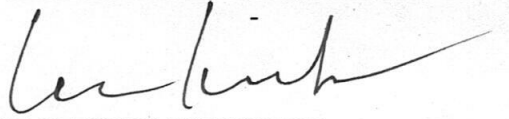
NOIDA INSTITUTE OF ENGINEERING & TECHNOLOGY GREATER NOIDA

A UNIT OF CITY EDUCATIONAL & SOCIAL WELFARE SOCIETY

BALANCE SHEET AS ON 31ST MARCH 2024

PARTICULARS	SCHEDULE	31st March 2024 Rs. P.	31st March 2023 Rs. P.
LIABILITIES			
CAPITAL FUNDS			
Corpus/General Fund	1	11,81,91,462.73	8,20,26,497.25
LOANS/BORROWINGS			
Secured Loans	2	-	-
SECURITY REFUNDABLE			
	3	15,97,60,535.03	16,66,01,923.05
CURRENT LIABILITIES & PROVISIONS			
	4	10,36,88,203.70	8,55,65,392.95
		38,16,40,201.46	33,41,93,813.25
ASSETS			
Fixed Assets			
WDV (Opening)	5	26,27,25,471.54	23,45,33,979.54
Add : Addition During the year		14,96,84,515.00	
Total		38,42,18,494.54	
Less:- Sale/Tr during the year		5,57,24,661.00	
Less:- Depreciation		6,57,68,362.00	
WDV (Closing)		26,27,25,471.54	
INVESTMENTS			
	6	66,06,804.45	1,17,71,337.45
CURRENT ASSETS			
Current Assets	7	5,82,65,881.47	3,12,77,869.92
Loans & Advances	8	5,40,42,044.00	5,66,10,626.34
		38,16,40,201.46	33,41,93,813.25


DIRECTOR


MANAGING DIRECTOR

Audited as per separate report attached herewith.
For Singh Bhupinder & Co.
Chartered Accountants



(Firm Registration No. 013436C)

(CA Bhupinder Singh)

Prop.

Mem No. 076030

29 SEP 2024

MEERUT :


NOIDA INSTITUTE OF ENGINEERING & TECHNOLOGY GREATER NOIDA

A UNIT OF CITY EDUCATIONAL & SOCIAL WELFARE SOCIETY

INCOME & EXPENDITURE ACCOUNT FOR THE YEAR ENDED 31ST MARCH 2024

PARTICULARS	SCHEDULE	31st March 2024 Rs. P.	31st March 2023 Rs. P.
INCOME			
Fee / Academic Receipt From Student	9	87,87,87,773.44	83,80,54,281.00
Grants & Donations	10	23,91,324.00	9,10,000.00
Income from Investments	11	12,80,196.11	13,05,185.03
Other Income	12	1,68,13,062.71	1,04,91,202.02
Consultancy Income		1,80,00,000.00	1,75,00,000.00
		91,72,72,356.26	86,82,60,668.05
EXPENDITURE			
Staff Payments & Benefits	13	38,19,26,038.00	37,81,78,094.00
Student Amenties	14	4,12,79,198.00	2,80,08,620.26
Laboratory Expenses		79,59,383.00	78,48,641.62
Finance Cost	15	98,121.43	2,65,426.36
Maintenance Cost	16	2,81,71,669.00	2,55,39,341.06
Administrative and General Expenses	17	19,30,95,366.57	14,58,19,070.49
Examination Expenses	18	1,95,39,284.00	1,65,40,077.00
Depreciation	5	6,57,68,362.00	5,82,78,762.00
		73,78,37,422.00	66,04,78,032.79
Excess of Income over Expenditure Carried to Balance Sheet		17,94,34,934.26	20,77,82,635.26


DIRECTOR


MANAGING DIRECTOR

Audited as per separate report attached herewith.

For Singh Bhupinder & Co.

Chartered Accountants



(Firm Registration No. 013436C)

(CA Bhupinder Singh)


Prop.

Mem No. 076030

MEERUT: 29 SEP 2024

NOIDA INSTITUTE OF ENGINEERING & TECHNOLOGY
Schedules forming part of the Balance Sheet as at 31st March 2024

PARTICULARS	31st March 2024 Rs. P.	31st March 2023 Rs. P.
SCHEDULE NO : 1 CORPUS/GENERAL FUND		
Corpus Fund as on 01.04.2023	8,20,26,497.25	6,36,34,560.22
Add : Excess of Income over Expenditure	17,94,34,934.26	20,77,82,635.26
Less :- Transferred to Society	14,32,69,968.78	18,93,90,698.23
	<u>11,81,91,462.73</u>	<u>8,20,26,497.25</u>
SCHEDULE NO : 2 SECURED LOAN		
	-	-
SCHEDULE NO : 3 SECURITY REFUNDABLE		
Security Refundable	15,82,47,456.03	16,53,85,932.05
Excess Fees Refundable	15,13,079.00	12,15,991.00
	<u>15,97,60,535.03</u>	<u>16,66,01,923.05</u>
SCHEDULE NO : 4 CURRENT LIABILITIES & PROVISIONS		
Sundry Creditors	4,52,88,152.17	4,55,81,200.00
Expenses Payable	4,29,53,873.00	2,93,86,710.00
Advance Fees	-	1,13,200.00
Advance From Customer(Sunstone A/c)	1,31,51,382.00	-
Cheque Issued But Not Presented	6,42,576.80	35,95,308.22
UPTU Fee	-	1,84,000.00
NIET Pharmacy	6,82,752.73	41,07,850.73
Chandra Sen Hostel	9,69,467.00	25,97,124.00
	<u>10,36,88,203.70</u>	<u>8,55,65,392.95</u>
SCHEDULE NO : 6 INVESTMENTS		
FDR with bank including accrued Interest	66,06,804.45	1,17,71,337.45
	<u>66,06,804.45</u>	<u>1,17,71,337.45</u>
SCHEDULE NO : 7 CURRENT ASSETS		
Cash in hand	1,16,884.70	1,09,786.70
Cash at Bank	4,85,79,539.03	2,81,64,006.15
Advances to Supplier	51,37,181.01	3,41,358.34
Tds Recoverable	30,911.00	78,531.00
Security Deposit	44,01,365.73	25,84,187.73
	<u>5,82,65,881.47</u>	<u>3,12,77,869.92</u>
SCHEDULE NO : 8 LOANS & ADVANCES		
	5,40,42,044.00	5,66,10,626.34
	<u>5,40,42,044.00</u>	<u>5,66,10,626.34</u>
SCHEDULE NO : 9 ACADEMIC / EDUCATIONAL RECEIPTS		
Gross Receipts	87,87,87,773.44	83,80,54,281.00
	<u>87,87,87,773.44</u>	<u>83,80,54,281.00</u>
SCHEDULE NO : 10 GRANTS & DONATIONS		
Grant receipts	23,91,324.00	9,10,000.00
	<u>23,91,324.00</u>	<u>9,10,000.00</u>



NOIDA INSTITUTE OF ENGINEERING & TECHNOLOGY

Schedules forming part of the Income & Expenditure Account for the year ending as on 31st March 2024

PARTICULARS	31st March 2024 Rs. P.	31st March 2023 Rs. P.
SCHEDULE NO : 11 INCOME FROM INVESTMENTS		
Bank Interest Received	2,76,832.00	8,26,900.57
Interest On FDR/TDR	1,34,430.00	4,03,087.00
Interest Recd	7,49,175.67	-
Interest Recd On Elect. Security	1,19,758.44	75,197.46
	<u>12,80,196.11</u>	<u>13,05,185.03</u>
SCHEDULE NO : 12 OTHER INCOME		
Other & Misc. Income	1,68,13,062.71	25,07,466.00
Sponsorship Receipts	-	79,83,736.02
	<u>1,68,13,062.71</u>	<u>1,04,91,202.02</u>
SCHEDULE NO : 13 STAFF PAYMENTS & BENEFITS		
Salary	38,19,26,038.00	37,81,78,094.00
	<u>38,19,26,038.00</u>	<u>37,81,78,094.00</u>
SCHEDULE NO : 14 STUDENT AMENITIES		
Student Personality Development	3,93,55,454.00	2,51,58,055.26
Medical & First Aid Exp.	9,66,999.00	7,44,425.00
Prize & Award Exp	9,56,745.00	20,96,140.00
Student Welfare	-	10,000.00
	<u>4,12,79,198.00</u>	<u>2,80,08,620.26</u>
SCHEDULE NO : 15 FINANCE COST		
Bank Charges	93,950.43	2,59,584.36
Interest Paid to Others	4,171.00	5,842.00
	<u>98,121.43</u>	<u>2,65,426.36</u>
SCHEDULE NO : 16 MAINTENANCE COST		
Repair & Maintenance Building	5,14,619.00	6,69,379.00
Repair & Maintenance Furniture	15,08,336.00	21,70,653.00
Repair & Maintenance Electric	32,04,443.00	32,84,055.00
Repair & Maintenance - Other	1,02,95,998.82	1,04,63,676.00
Repair & Maintenance - AC	2,29,000.00	34,000.00
Repair & Maintenance - Office	2,72,076.00	3,16,627.00
Bus Running & Maintenance	29,87,439.73	28,63,313.00
Car Running & Maintenance	38,40,223.45	22,77,640.06
Annual Maintenance Charges	53,19,533.00	34,59,998.00
	<u>2,81,71,669.00</u>	<u>2,55,39,341.06</u>
SCHEDULE NO : 17 ADMINISTRATIVE AND GENERAL EXPENSES		
Advertisement Expenses	3,87,97,453.00	4,77,60,411.25
Admission Expenses	1,83,87,054.50	77,31,002.00
Accreditation inspection Expense	3,30,407.10	-
Affiliation Expenses	97,81,200.00	6,90,000.00
Application Fees	-	51,348.00
Consultancy Charges	40,20,000.00	
Diesel Expenses	24,51,400.00	21,77,208.64
Donation	4,35,700.00	1,57,900.00
Electricity Expenes	3,14,05,247.03	1,47,30,316.31
Entertainment Expenses	3,77,682.00	1,82,695.00
Faculty Development Expenses	33,83,290.00	6,90,252.00



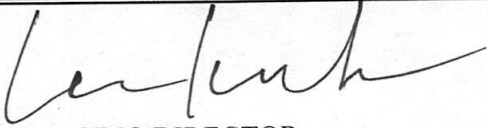
Fire Safety Expenses	50,000.00	70,000.00
Freight & Cartage	1,77,540.00	1,14,210.00
Function & Festival Expenses	31,24,228.00	82,60,458.00
Gardening Expenses	7,69,337.00	3,98,646.00
Generator Expenses	31,88,416.41	12,07,135.76
Guest House Expenses	16,28,125.00	3,61,725.00
Guest Speaker Expenses	12,94,552.00	10,08,177.00
Innovation & Startup Support Expenses	-	13,20,000.00
Inspection Expenses	5,92,772.24	7,072.00
Insurance	10,63,505.30	8,92,490.00
Internet Expenses	19,88,991.07	10,52,515.00
Journal & Books	36,80,239.00	44,68,601.00
Legal & Professional Expenses	12,640.00	40,348.00
Library Expense	-	2,180.00
Membership & Subscription	3,48,485.00	20,92,004.00
Misc Expenses	37,128.00	10,049.00
NewsPaper & Periodicals	18,069.00	17,148.50
Pooja Expenses	2,99,416.00	3,07,858.00
Poor Welfare Expense	3,600.00	-
Postage Expenses	45,414.60	56,066.00
Printing & Stationery	42,03,614.31	63,58,715.00
Professional Expenses	1,11,97,820.00	50,40,180.00
Rate, Fees & Taxes	53,11,953.00	8,01,572.00
Rent A/c	6,00,615.00	4,07,176.00
Research & Development Expenses	64,45,316.00	61,27,237.00
Seminar Expenses	7,66,710.40	26,50,640.00
Security Charges	45,200.00	49,560.00
Software Expenses	25,61,260.32	38,05,051.50
Sports Expenses	2,49,925.00	1,90,278.00
Staff Welfare	8,10,742.00	10,51,984.00
Telephone Expenses	5,42,647.71	5,58,320.51
Training & Placement Expenses	2,45,69,277.00	1,11,96,799.22
Travelling & Conveyance	60,96,635.58	1,13,03,869.80
Web & Video Course Expenses	8,98,666.00	1,17,900.00
Workshop Expenses	4,65,151.00	1,58,459.00
Loss on Sale of Fixed Assets	6,37,941.00	1,43,512.00
	19,30,95,366.57	14,58,19,070.49

SCHEDULE NO : 18 EXAMINATION EXPENSES

Examination Exps.


1,95,39,284.00	1,65,40,077.00
1,95,39,284.00	1,65,40,077.00


DIRECTOR


MANAGING DIRECTOR

Audited as per separate report attached herewith.
For Singh Bhupinder & Co.
Chartered Accountants

MEERUT : 29 SEP 2024




Firm Registration No. 013436C
(CA Bhupinder Singh)
Prop.
Mem No. 076030

NOIDA INSTITUTE OF ENGINEERING & TECHNOLOGY, GREATER NOIDA

SCHEDULE 5

Schedule of Fixed Assets forming part of the Balance Sheet as at 31st March 2024

Name of Assets	Value as on 01-04-2023	Additions during the year	Sold / Adjustment during	Total Value As on 31.03.2024	Rate of Dep.	Depreciation for the year	WDV as on 31-03-2024
Air Conditioners	72,95,615.50	13,40,000.00	-	86,35,615.50	15%	12,95,342.00	73,40,273.50
Air Cooler	39,962.00	-	-	39,962.00	15%	5,994.00	33,968.00
Air Purifier	-	14,999.00	-	14,999.00	15%	2,250.00	12,749.00
Analyser	59,061.00	-	-	59,061.00	15%	8,859.00	50,202.00
Appratus & Equipments	4,43,708.30	-	-	4,43,708.30	15%	66,556.00	3,77,152.30
Aquaguard Water Filter	59,775.00	-	-	59,775.00	15%	8,966.00	50,809.00
Basket Ball Court	12,11,865.00	-	-	12,11,865.00	15%	1,81,780.00	10,30,085.00
Biotech Equipment	2,52,691.00	-	-	2,52,691.00	15%	37,904.00	2,14,787.00
B.Pharma Library A/c	4,50,008.75	-	-	4,50,008.75	15%	67,501.00	3,82,507.75
Biomatric Machine	6,10,191.00	-	-	6,10,191.00	15%	91,529.00	5,18,662.00
Black Board	3,65,667.00	-	-	3,65,667.00	15%	54,850.00	3,10,817.00
Bus	3,80,791.00	-	-	3,80,791.00	15%	57,119.00	3,23,672.00
BUS- EICHER	1,86,182.00	-	-	1,86,182.00	15%	27,927.00	1,58,255.00
Bus Eicher UP-16-AT-1305	2,91,825.00	-	2,91,825.00	-	15%	-	-
BUS- UP 16FT3818	9,88,380.00	-	-	9,88,380.00	15%	1,48,257.00	8,40,123.00
BUS- UP 16GT0120	7,54,170.00	-	-	7,54,170.00	15%	1,13,126.00	6,41,044.00
Bus UP-16-T-6959	2,72,586.00	-	-	2,72,586.00	15%	40,888.00	2,31,698.00
BUS- UP 16CT2091	2,95,370.00	-	2,95,370.00	-	15%	-	-
BUS-UP 16 LT 2903	16,65,935.00	7,54,886.00	-	24,20,821.00	15%	3,63,123.00	20,57,698.00
BUS-UP 16 LT 7880	-	24,84,122.00	-	24,84,122.00	15%	3,72,618.00	21,11,504.00
BUS-UP 16 CT2315	4,06,201.00	-	-	4,06,201.00	15%	60,930.00	3,45,271.00
C.C.T.CAMERA	19,16,739.00	8,25,631.00	-	27,42,370.00	15%	4,11,356.00	23,31,014.00
Ceragem Thermal Massager	6,77,237.00	-	-	6,77,237.00	15%	1,01,586.00	5,75,651.00
CANON DIGITAL SLR CAMERA	72,098.00	-	-	72,098.00	15%	10,815.00	61,283.00
CAR AMAZE-UP15BL5651	1,73,805.00	-	-	1,73,805.00	15%	26,071.00	1,47,734.00
Car Bolero UP.16.AE.7104	-	-	-	-	15%	-	-
Car Eco Up-16AK-0374	86,447.00	-	-	86,447.00	15%	12,967.00	73,480.00
Car Eco UP16AL-5491	-	-	-	-	15%	-	-
Car Eco UP16 DP 5470	6,28,151.00	-	-	6,28,151.00	15%	94,223.00	5,33,928.00
Car INNOVA UP-16AL-4345)	1,73,082.00	-	1,73,082.00	-	15%	-	-
Car INNOVA UP-16CC-2175)	10,82,937.00	-	-	10,82,937.00	15%	1,62,441.00	9,20,496.00
Car Mahindra XUV (UP-16-AJ-6584)	2,79,533.00	-	-	2,79,533.00	15%	41,930.00	2,37,603.00
Car Maruti Eeco UP.16.AE.7161	83,868.00	-	-	83,868.00	15%	12,580.00	71,288.00
Car MG ZS UP 16CM 7506	15,07,252.00	-	-	15,07,252.00	15%	2,26,088.00	12,81,164.00
CAR NEXON EV XM No .UP 16 CQ 21	8,80,864.00	-	-	8,80,864.00	15%	1,32,130.00	7,48,734.00
Car Sunny (Ak Singh)	-	-	-	-	15%	-	-
CAR INNOVA- UP15CN3000	8,66,688.00	-	-	8,66,688.00	15%	1,30,003.00	7,36,685.00
CAR-MG ZS-UP16CM 7506	12,32,000.00	-	-	12,32,000.00	15%	1,84,800.00	10,47,200.00
CAR-NISSAN MAGNITE-UP16 DH 394	7,86,644.00	-	-	7,86,644.00	15%	1,17,997.00	6,68,647.00
CAR-NISSAN TERRENO-0677	3,54,581.00	-	-	3,54,581.00	15%	53,187.00	3,01,394.00
Car Sonet UP 16DB 2039	10,98,633.00	-	-	10,98,633.00	15%	1,64,795.00	9,33,838.00
CAR SWIFT LDI- UP15 BZ6394	2,12,297.00	-	-	2,12,297.00	15%	31,845.00	1,80,452.00
CAR XL 6 HYBRID -UP15 DY8590	11,39,078.00	-	-	11,39,078.00	15%	1,70,862.00	9,68,216.00
CAR XL 6 HYBRID -UP15 DZ0438	11,32,887.00	-	-	11,32,887.00	15%	1,69,933.00	9,62,954.00
Cash Counting Machine	52,260.00	40,000.00	-	52,260.00	15%	7,839.00	44,421.00
Chalk Board	44,162.00	-	-	44,162.00	15%	6,624.00	37,538.00
Chemistry Lab Equipment	9,29,636.85	-	-	9,29,636.85	15%	1,39,446.00	7,90,190.85
Civil Lab Equipment	3,23,077.00	-	-	3,23,077.00	15%	48,462.00	2,74,615.00
Cleaning Machine	59,938.00	-	-	59,938.00	15%	8,991.00	50,947.00
Computer Lab Equipment	7,30,38,756.72	4,33,21,460.00	-	11,63,60,216.72	30%	3,49,08,065.00	8,14,52,151.72
Cooler	62,681.00	-	-	62,681.00	15%	9,402.00	53,279.00
Cycle A/c	4,372.00	-	-	4,372.00	15%	656.00	3,716.00
Cyclo Style Machine	1,279.00	-	-	1,279.00	15%	192.00	1,087.00
Drawing Board	10,708.00	-	-	10,708.00	15%	1,606.00	9,102.00
Electrical Fittings	1,72,42,876.22	21,92,978.00	-	1,94,35,854.22	15%	29,15,378.00	1,65,20,476.22
Electronic & Communication Lab	25,84,943.30	34,57,245.00	-	60,42,188.30	15%	9,06,328.00	51,35,860.30
Electronics Lab Equipment	20,74,045.40	4,80,218.00	-	25,54,263.40	15%	3,83,140.00	21,71,123.40
ETS PCB-MATE-300W	10,23,060.00	-	-	10,23,060.00	15%	1,53,459.00	8,69,601.00
Fax Machine	4,938.00	-	-	4,938.00	15%	741.00	4,197.00
Fire Fighting Equipment	11,50,427.00	-	-	11,50,427.00	15%	1,72,564.00	9,77,863.00
Flat -Tulip-34, Sec Pi, Gr, Noida	7,27,299.00	-	-	7,27,299.00	15%	1,09,095.00	6,18,204.00
Fluid Machnical Lab	19,687.00	-	-	19,687.00	15%	2,953.00	16,734.00
Fogging Machine	1,711.00	-	-	1,711.00	15%	257.00	1,454.00
Furniture and Fixtures	3,74,84,457.58	1,04,78,901.00	-	4,79,63,358.58	10%	47,96,336.00	4,31,67,022.58
Gas Cylinders	374.00	-	-	374.00	15%	56.00	318.00
Generator	17,40,077.00	-	-	17,40,077.00	15%	2,61,012.00	14,79,065.00
Grass Cutting Machine	15,631.00	-	-	15,631.00	15%	2,345.00	13,286.00
Gym Equipments	7,10,573.00	-	-	7,10,573.00	15%	1,06,586.00	6,03,987.00
Idea Lab Equipment	28,57,276.00	-	-	28,57,276.00	15%	4,28,591.00	24,28,685.00
Inverter A/c	2,63,202.00	-	-	2,63,202.00	15%	39,480.00	2,23,722.00
Lease Line Instrument	12,963.00	-	-	12,963.00	15%	1,944.00	11,019.00
Library Books	1,17,09,215.65	48,70,601.00	-	1,65,79,816.65	15%	24,86,972.00	1,40,92,844.65
Library Equipment	53,099.00	-	-	53,099.00	15%	7,965.00	45,134.00



Lift A/c	28,18,756.56	81,93,920.00	-	1,10,12,676.56	15%	16,51,901.00	93,60,775.56
Ladder	-	2,04,060.00	-	2,04,060.00	15%	30,609.00	1,73,451.00
Material Testing Lab	11,736.00	-	-	11,736.00	15%	1,760.00	9,976.00
Mattress	31,499.00	26,550.00	-	58,049.00	15%	8,707.00	49,342.00
Mechanical Lab Equipment	1,06,30,068.85	17,23,592.00	-	1,23,53,660.85	15%	18,53,049.00	1,05,00,611.85
Mercedez Lab	18,70,229.02	-	-	18,70,229.02	15%	2,80,534.00	15,89,695.02
Mercedes Benz Car	99,58,619.99	-	-	99,58,619.99	15%	14,93,793.00	84,64,826.99
Metrology Lab Equipment	32,299.00	-	-	32,299.00	15%	4,845.00	27,454.00
Micro Processor Lab	24,110.50	-	-	24,110.50	15%	3,617.00	20,493.50
Micro Wave Lab	52,041.00	-	-	52,041.00	15%	7,806.00	44,235.00
Microwave Oven	3,498.00	-	-	3,498.00	15%	525.00	2,973.00
Miscroscope	18,226.00	-	-	18,226.00	15%	2,734.00	15,492.00
Mobile Jammer	79,443.00	-	-	79,443.00	15%	11,916.00	67,527.00
Mobile Phone	7,61,536.00	4,07,695.00	-	11,69,231.00	15%	1,75,385.00	9,93,846.00
Musical Instrument	56,392.00	-	-	56,392.00	15%	8,459.00	47,933.00
Office Equipment	92,279.00	-	-	92,279.00	15%	13,842.00	78,437.00
Online UPS	25,46,262.00	17,00,800.00	-	42,47,062.00	15%	6,37,059.00	36,10,003.00
Oxygen Cylinder	718.00	-	-	718.00	15%	108.00	610.00
Pathology Lab Equipment	1,57,499.00	-	-	1,57,499.00	15%	23,625.00	1,33,874.00
Smart Manufacturing Lab - PTC	84,82,886.19	-	-	84,82,886.19	15%	12,72,433.00	72,10,453.19
Pharma Lab Equipment	-	-	-	-	15%	-	-
Photocopier Machine	6,04,561.00	-	-	6,04,561.00	15%	90,684.00	5,13,877.00
Physics Lab Equipment	56,331.64	-	-	56,331.64	15%	8,450.00	47,881.64
Plotter -430hp	27,562.00	-	-	27,562.00	15%	4,134.00	23,428.00
Power Electric Lab Equipment	4,779.40	-	-	4,779.40	15%	717.00	4,062.40
Printer	11,28,390.00	1,72,683.00	-	13,01,073.00	15%	1,95,161.00	11,05,912.00
Projector	3,25,723.00	19,44,852.00	-	22,70,575.00	15%	3,40,586.00	19,29,989.00
Refrigerator	1,16,154.00	62,000.00	-	1,78,154.00	15%	26,723.00	1,51,431.00
Scooter	7,266.00	-	-	7,266.00	15%	1,090.00	6,176.00
Security Equipments	27,562.00	-	-	27,562.00	15%	4,134.00	23,428.00
Sewage Treatment Plant	1,39,073.00	-	-	1,39,073.00	15%	1,55,861.00	(16,788.00)
Software	30,48,057.60	56,41,400.00	-	86,89,457.60	30%	26,06,837.00	60,82,620.60
Solar Power Plant	3,96,006.00	-	-	3,96,006.00	15%	59,401.00	3,36,605.00
Sound System	6,96,371.00	2,37,737.00	-	9,34,108.00	15%	1,40,116.00	7,93,992.00
Sports Equipment	3,06,310.00	-	-	3,06,310.00	15%	45,947.00	2,60,363.00
Submersible Pump	3,45,620.00	1,89,927.00	-	5,35,547.00	15%	80,332.00	4,55,215.00
STP Capacity 190 Kld	6,06,720.00	63,166.00	-	6,69,886.00	15%	1,00,483.00	5,69,403.00
Teaching Aid Equipment	53,332.00	-	-	53,332.00	15%	8,000.00	45,332.00
Telephone Instrument	21,415.00	-	-	21,415.00	15%	3,212.00	18,203.00
Television	11,06,489.00	2,94,360.00	-	14,00,849.00	15%	2,10,127.00	11,90,722.00
Transformer A/c	7,58,842.00	28,75,070.00	-	36,33,912.00	15%	5,45,087.00	30,88,825.00
Vaccum Cleaner	4,980.00	-	-	4,980.00	15%	747.00	4,233.00
Visitor Management Kiosk	1,07,110.00	-	-	1,07,110.00	15%	16,067.00	91,043.00
Ventilator A/c	1,35,646.00	-	-	1,35,646.00	15%	20,347.00	1,15,299.00
Washing Machine	-	62,470.00	-	62,470.00	15%	9,371.00	53,099.00
Water Cooler	11,71,703.00	4,20,590.00	-	15,92,293.00	15%	2,38,844.00	13,53,449.00
Water Filter (R.O.)	64,489.00	1,72,940.00	-	2,37,429.00	15%	35,614.00	2,01,815.00
Water Heater	63,715.00	-	-	63,715.00	15%	9,557.00	54,158.00
Water Tank	1,66,296.00	65,278.00	-	2,31,574.00	15%	34,736.00	1,96,838.00
Web Camera	6,79,374.00	-	-	6,79,374.00	15%	1,01,906.00	5,77,468.00
Workshop Tools & Equip.	1,58,471.52	-	-	1,58,471.52	15%	23,771.00	1,34,700.52
	23,45,33,979.54	9,47,20,131.00	7,60,277.00	32,84,93,833.54		6,57,68,362.00	26,27,25,471.54
Capital Work-in-Progress :							
Building under Construction		5,49,64,384.00	5,49,64,384.00				-
	23,45,33,979.54	14,96,84,515.00	5,57,24,661.00	32,84,93,833.54		6,57,68,362.00	26,27,25,471.54


DIRECTOR


MANAGING DIRECTOR



29 SEP 2024