



Singh Bhupinder & Co.

Chartered Accountants

10 - JAWAHAR PURI,

KANKER KHERA, MEERUT CANTT

Ph : 0121-2556170

The Managing Director
NOIDA INSTITUTE OF ENGINEERING AND TECHNOLOGY
GR NOIDA

At the instance of the Members, we have examined the annexed Balance Sheet of Meerut Institute of Engineering and Technology, Meerut as at 31st March 2022 and the annexed Income and Expenditure Account for the year ended 31st March 2022 which are in agreement with the books of accounts maintained by the said Institute.


We have obtained all the information and the explanations which to the best of our knowledge and belief were necessary for the purpose of the audit. In our opinion, proper books of account have been kept by the Institute so far as appears from our examination of the books.

In our opinion and to the best of our information and according to the explanations given to us, the said accounts give a true and fair view:

- (i) in the case of the Balance Sheet of the state of affairs of the Institute as at 31st March 2022 ;
and
- (ii) in the case of the Income and Expenditure Account of the excess of Income over Expenditure for the year ended on that date.


Date : 30.09.2022

Place : MEERUT



For Singh Bhupinder & Co.

Chartered Accountants


(Bhupendra Singh) FCA

Prop.

M No. 076030

PAN No. AGUPS4145C

NOIDA INSTITUTE OF ENGINEERING & TECHNOLOGY, GREATER NOIDA

BALANCE SHEET AS ON 31ST MARCH 2022

PARTICULARS	SCHEDULE	31st March 2022	31st March 2021
		Rs. P.	Rs. P.
LIABILITIES			
CAPITAL FUNDS			
Corpus/General Fund	1	6,36,34,560.22	13,37,21,509.19
LOANS/BORROWINGS			
Secured Loans	2	-	-
Unsecured Loans	3	-	-
CURRENT LIABILITIES & PROVISIONS	4	20,69,87,248.14	15,85,36,625.27
		27,06,21,808.36	29,22,58,134.46
ASSETS			
Fixed Assets	5	16,32,00,440.40	18,15,02,731.12
WDV (Opening)	18,15,02,731.12		
Add : Addition During the year	7,58,29,992.00		
Total	25,73,32,723.12		
Less:- Sale during the year	5,86,82,555.72		
Less:- Depreciation	3,54,49,727.00		
WDV (Closing)	16,32,00,440.40		
INVESTMENTS	6	1,03,35,571.45	8,36,804.45
CURRENT ASSETS			
Current Assets	7	3,96,51,163.51	5,32,63,315.89
Loans & Advances	8	5,74,34,633.00	5,66,55,283.00
		27,06,21,808.36	29,22,58,134.46

DIRECTOR

MANAGING DIRECTOR

Audited as per separate report attached herewith.

For Singh Bhupinder & Co.

Chartered Accountants



(Firm Registration No. 013436C)

(CA Bhupinder Singh)

Prop.

Mem No. 076030

Place : Meerut

Date : 30.09.2022

NOIDA INSTITUTE OF ENGINEERING & TECHNOLOGY, GREATER NOIDA
INCOME & EXPENDITURE ACCOUNT FOR THE YEAR ENDED 31ST MARCH 2022

PARTICULARS	SCHEDULE	31st March 2022 Rs. P.	31st March 2021 Rs. P.
<u>INCOME</u>			
Fee / Academic Receipt From Student	9	55,53,19,134.61	49,35,50,219.00
Grants & Donations	10	44,00,000.00	21,59,092.00
Income from Investments	11	7,22,402.16	26,22,794.01
Other Income	12	2,16,87,898.16	1,64,00,999.37
Consultancy Income		1,68,00,000.00	75,40,000.00
		59,89,29,434.93	52,22,73,104.38
<u>EXPENDITURE</u>			
Staff Payments & Benefits	13	31,56,08,014.00	30,77,14,295.00
Student Amenties	14	1,11,06,830.00	40,97,700.00
Laboratory Expenses		43,89,729.00	43,20,383.00
Finance Cost	15	2,85,193.38	2,60,022.52
Maintenance Cost	16	1,77,54,008.02	1,17,24,852.00
Administrative and General Expenses	17	10,09,65,768.60	6,49,51,076.00
Examination Expenses	18	46,59,616.00	56,53,057.40
Depreciation	5	3,54,49,727.00	3,34,50,967.00
		49,02,18,886.00	43,21,72,352.92
Excess of Income over Expenditure		10,87,10,548.93	9,01,00,751.46
Carried to Balance Sheet			

DIRECTOR

MANAGING DIRECTOR

Audited as per separate report attached herewith.

For Singh Bhupinder & Co.

Chartered Accountants



(Firm Registration No. 013436C)

(CA Bhupinder Singh)

Prop.

Mem No. 076030

Place : Meerut

Date : 30.09.2022

NOIDA INSTITUTE OF ENGINEERING & TECHNOLOGY, GREATER NOIDA

Schedules forming part of the Balance Sheet as at 31st March 2022

PARTICULARS	31st March 2022 Rs. P.	31st March 2021 Rs. P.
SCHEDULE NO : 1 CORPUS/GENERAL FUND		
Corpus Fund as on 01.04.2021	13,37,21,509.19	12,26,69,903.33
Add : Excess of Income over Expenditure	10,87,10,548.93	9,01,00,751.46
Less :- Transferred to Society	17,87,97,497.90	7,90,49,145.60
	<u>6,36,34,560.22</u>	<u>13,37,21,509.19</u>
SCHEDULE NO : 2 SECURED LOAN		
	-	-
SCHEDULE NO : 3 UNSECURED LOAN		
	-	-
SCHEDULE NO : 4 CURRENT LIABILITIES & PROVISIONS		
Sundry Creditors	3,77,22,060.73	59,43,852.50
Expenses Payable	2,50,56,571.00	2,22,17,654.00
Security Refundable	9,77,00,180.00	7,56,55,630.00
Advance Fees	-	1,93,000.00
Excess Fees Refundable	7,85,813.00	
Advance From Customer(Sunstone A/c)	1,50,17,326.00	55,75,000.00
Cheque Issued But Not Presented	9,67,004.00	56,57,248.49
Cheque Recd. But Not Lodge For Collection	1,76,01,140.93	1,17,00,068.28
Grant of Young Scientist Scheme	-	2,92,000.00
UPTU Fee	2,44,000.00	-
NIET Pharmacy	28,13,113.48	-
Chandra Sen Hostel	90,80,039.00	3,13,02,172.00
	<u>20,69,87,248.14</u>	<u>15,85,36,625.27</u>
SCHEDULE NO : 6 INVESTMENTS		
FDR with bank including accrued Interest	1,03,35,571.45	8,36,804.45
	<u>1,03,35,571.45</u>	<u>8,36,804.45</u>
SCHEDULE NO : 7 CURRENT ASSETS		
Cash in hand	1,80,894.70	3,12,425.70
Cash at Bank	2,94,16,931.85	4,34,71,273.85
Advances to Supplier	74,88,975.23	68,82,367.61
Tds Recoverable	46,274.00	1,91,200.00
Security Deposit	25,18,087.73	23,26,048.73
Cheque Deposit But Not Clear	-	80,000.00
	<u>3,96,51,163.51</u>	<u>5,32,63,315.89</u>
SCHEDULE NO : 8 LOANS & ADVANCES		
	5,74,34,633.00	5,66,55,283.00
	<u>5,74,34,633.00</u>	<u>5,66,55,283.00</u>



NOIDA INSTITUTE OF ENGINEERING & TECHNOLOGY, GREATER NOIDA

Schedules forming part of the Income & Expenditure Account for the year ending as on 31st March 2022

PARTICULARS	31st March 2022 Rs. P.	31st March 2021 Rs. P.
SCHEDULE NO : 9 ACADEMIC / EDUCATIONAL RECEIPTS		
Gross Receipts	55,53,19,134.61	49,35,50,219.00
	<u>55,53,19,134.61</u>	<u>49,35,50,219.00</u>
SCHEDULE NO : 10 GRANTS & DONATIONS		
Grant receipts	44,00,000.00	21,59,092.00
	<u>44,00,000.00</u>	<u>21,59,092.00</u>
SCHEDULE NO : 11 INCOME FROM INVESTMENTS		
Bank Interest Received	5,09,876.70	24,08,550.16
Interest On FDR/TDR	1,37,328.00	1,31,969.00
Interest Recd On Elect. Security	75,197.46	82,274.85
	<u>7,22,402.16</u>	<u>26,22,794.01</u>
SCHEDULE NO : 12 OTHER INCOME		
Other & Misc. Income	12,61,658.16	53,97,824.37
Sponsorship Receipts	2,04,26,240.00	1,10,03,175.00
	<u>2,16,87,898.16</u>	<u>1,64,00,999.37</u>
SCHEDULE NO : 13 STAFF PAYMENTS & BENEFITS		
Salary	31,56,08,014.00	30,77,14,295.00
	<u>31,56,08,014.00</u>	<u>30,77,14,295.00</u>
SCHEDULE NO : 14 STUDENT AMENITIES		
Student Personality Development	64,93,656.00	19,89,271.00
Scholarship Exp	15,42,600.00	11,54,200.00
Medical & First Aid Exp.	17,20,865.00	7,43,151.00
Prize & Award Exp	13,49,709.00	2,11,078.00
	<u>1,11,06,830.00</u>	<u>40,97,700.00</u>
SCHEDULE NO : 15 FINANCE COST		
Bank Charges	2,77,732.38	2,60,022.52
Interest Paid to Others	7,461.00	
	<u>2,85,193.38</u>	<u>2,60,022.52</u>



PARTICULARS	31st March 2022	31st March 2021
	Rs. P.	Rs. P.
SCHEDULE NO : 16 MAINTENANCE COST		
Repair & Maintenance Building	5,00,732.00	5,01,548.00
Repair & Maintenance Furniture	22,65,777.00	6,84,641.00
Repair & Maintenance Electric	7,43,719.00	8,38,820.00
Repair & Maintenance - Other	75,98,119.00	55,88,328.00
Repair & Maintenance - AC	43,750.00	1,21,000.00
Repair & Maintenance - Office	3,80,970.00	2,30,591.00
Bus Running & Maintenance	9,42,502.84	4,22,459.00
Car Running & Maintenance	17,80,773.18	13,91,358.00
Annual Maintenance Charges	34,97,665.00	19,46,107.00
	1,77,54,008.02	1,17,24,852.00

SCHEDULE NO : 17 ADMINISTRATIVE AND GENERAL EXPENSES


Advertisement Expenses	3,19,39,806.39	70,86,096.00
Admission Expenses	35,76,855.61	24,20,243.00
Accreditation inspection Expense	2,95,000.00	7,60,800.00
Affiliation Expenses	8,74,999.10	41,90,017.70
Application Fees	1,42,025.00	1,00,000.00
Consultancy Charges		18,03,500.00
Diesel Expenses	81,77,797.35	20,70,044.01
Donation	4,17,600.00	2,32,000.00
Electricity Expenses	1,13,50,979.24	65,51,811.16
Entertainment Expenses	1,34,752.00	57,807.11
Faculty Development Expenses	4,57,233.00	3,68,660.00
Fire Safety Expenses	39,877.00	14,750.00
Freight & Cartage	24,420.00	51,166.00
Function & Festival Expenses	50,38,752.75	8,76,953.00
Gardening Expenses	5,00,089.00	1,41,959.00
Generator Expenses	2,29,791.47	10,67,587.00
Guest House Expenses	4,35,625.00	9,52,016.00
Guest Speaker Expenses	14,90,955.00	7,45,530.00
Innovation & Startup Support Expenses	5,20,000.00	
Inspection Expenses	22,132.00	81,077.40
Insurance	10,98,510.00	9,07,026.00
Internet Expenses	12,72,312.00	14,97,985.00
Journal & Books	31,88,960.00	5,89,895.00
Legal & Professional Expenses	7,130.00	12,03,500.00
Licenses Fees		1,18,000.00
Membership & Subscription	1,60,060.00	26,080.00
Misc Expenses	4,575.00	7,490.00
NewsPaper & Periodicals	14,480.00	8,136.00
Pooja Expenses	1,73,551.00	60,338.00
Poor Welfare Expense	31,755.00	20,500.00



PARTICULARS	31st March 2022	31st March 2021
	Rs. P.	Rs. P.
Postage Expenses	41,263.02	16,040.00
Printing & Stationery	22,04,314.00	9,56,020.00
Professional Expenses	13,82,320.00	1,04,200.00
Rate, Fees & Taxes	1,76,853.00	76,114.00
Rent A/c	3,12,676.00	2,99,324.00
Research & Development Expenses	56,32,148.00	62,44,118.00
Seminar Expenses	21,87,418.63	17,49,573.70
Security Charges	2,43,126.00	11,08,515.00
Software Expenses	2,66,090.00	33,09,396.00
Sports Expenses	3,37,136.00	33,972.00
Staff Welfare	4,64,462.00	2,13,174.00
Telephone Expenses	4,32,288.04	4,11,842.92
Training & Placement Expenses	1,31,41,608.00	1,31,24,341.00
Travelling & Conveyance	22,24,846.00	26,54,620.00
Web & Video Course Expenses	1,30,400.00	2,51,881.00
Workshp Expenses	1,68,797.00	16,163.00
Loss on Sale of Fixed Assets	-	3,70,814.00
	10,09,65,768.60	6,49,51,076.00


SCHEDULE NO : 18 EXAMINATION EXPENSES

Examination Exps.	46,59,616.00	56,53,057.40
	46,59,616.00	56,53,057.40




Schedule of Fixed Assets forming part of the Balance Sheet as at 31st March 2022

Name of Assets	Value as on 01-04-2021	Additions during the year	Sold / Adjustment during	Total Value As on 31.03.2022	Rate of Dep.	Depreciation for the year	WDV as on 31-03-2022
Air Conditioners	56,90,477.50	10,78,900.00	3,22,580.00	64,46,797.50	15%	9,67,020.00	54,79,777.50
Air Cooler	55,311.00	-	-	55,311.00	15%	8,297.00	47,014.00
Analyser	81,746.00	-	-	81,746.00	15%	12,262.00	69,484.00
Appratus & Equipments	6,14,128.30	-	-	6,14,128.30	15%	92,119.00	5,22,009.30
Aquaguard Water Filter	96,933.00	-	14,200.00	82,733.00	15%	12,410.00	70,323.00
Basket Ball Court	3,07,334.00	11,72,341.00	-	14,79,675.00	15%	2,21,951.00	12,57,724.00
Biotech Equipment	2,51,716.00	98,029.00	-	3,49,745.00	15%	52,462.00	2,97,283.00
B.Pharma Libarary A/c	6,22,848.75	-	-	6,22,848.75	15%	93,427.00	5,29,421.75
Black Board	5,06,114.00	-	-	5,06,114.00	15%	75,917.00	4,30,197.00
Bus	5,27,047.00	-	-	5,27,047.00	15%	79,057.00	4,47,990.00
BUS- EICHER	2,57,692.00	-	-	2,57,692.00	15%	38,654.00	2,19,038.00
Bus Eicher UP-16-AT-1305	4,03,911.00	-	-	4,03,911.00	15%	60,587.00	3,43,324.00
BUS- UP 16FT3818	13,68,000.00	-	-	13,68,000.00	15%	2,05,200.00	11,62,800.00
BUS- UP 16GT0120	10,43,834.00	-	-	10,43,834.00	15%	1,56,575.00	8,87,259.00
Bus UP-16-T-6959	3,77,282.00	-	-	3,77,282.00	15%	56,592.00	3,20,690.00
BUS- UP 16CT2091	4,08,817.00	-	-	4,08,817.00	15%	61,323.00	3,47,494.00
BUS-UP 16 CT2315	5,62,216.00	-	-	5,62,216.00	15%	84,332.00	4,77,884.00
C.C.T.CAMERA	13,48,834.00	30,500.00	-	13,79,334.00	15%	2,06,900.00	11,72,434.00
Ceragem Thermal Massager	-	6,75,000.00	-	6,75,000.00	15%	1,01,250.00	5,73,750.00
CANON DIGITAL SLR CAMERA	99,789.00	-	-	99,789.00	15%	14,968.00	84,821.00
Car	6,63,455.00	-	6,63,455.00	-	15%	-	-
CAR AMAZE-UP15BL5651	2,40,561.00	-	-	2,40,561.00	15%	36,084.00	2,04,477.00
Car Bolero UP.16.AE.7104	2,12,542.00	-	-	2,12,542.00	15%	31,881.00	1,80,661.00
Car Eco Up-16AK-0374	1,19,650.00	-	-	1,19,650.00	15%	17,948.00	1,01,702.00
Car Eco UP16AL-5491	1,23,711.00	-	-	1,23,711.00	15%	18,557.00	1,05,154.00
Car INNOVA UP-16AL-4345)	3,57,207.00	-	-	3,57,207.00	15%	53,581.00	3,03,626.00
Car INNOVA UP-16CC-2175)	14,98,874.00	-	-	14,98,874.00	15%	2,24,831.00	12,74,043.00
Car Mahindra XUV (UP-16-AJ-6584)	3,86,897.00	-	-	3,86,897.00	15%	58,035.00	3,28,862.00
Car Maruti Eeco UP.16.AE.7161	1,16,080.00	-	-	1,16,080.00	15%	17,412.00	98,668.00
Car MG ZS UP 16CM 7506	-	20,86,162.00	-	20,86,162.00	15%	3,12,924.00	17,73,238.00
CAR NEXON EV XM No .UP 16 CQ	12,19,190.00	-	-	12,19,190.00	15%	1,82,879.00	10,36,311.00
Car Sunny (Ak Singh)	2,74,306.00	-	-	2,74,306.00	15%	41,146.00	2,33,160.00
CAR-ERTIGA- UP 16A9217	-	-	-	-	15%	-	-
CAR INNOVA- UP15CN3000	11,99,568.00	-	-	11,99,568.00	15%	1,79,935.00	10,19,633.00
CAR-UP16AQ 3073	-	-	-	-	15%	-	-
CAR-MG ZS-UP16CM 7506	17,05,191.00	-	-	17,05,191.00	15%	2,55,779.00	14,49,412.00
CAR-NISSAN TERRENO-0677	4,90,770.00	-	-	4,90,770.00	15%	73,616.00	4,17,154.00
Car Sonet UP 16DB 2039	-	15,20,599.00	-	15,20,599.00	15%	2,28,090.00	12,92,509.00
CAR SWIFT LDI- UP15 BZ6394	2,93,837.00	-	-	2,93,837.00	15%	44,076.00	2,49,761.00
Cash Counting Machine	5,469.00	11,500.00	-	16,969.00	15%	2,545.00	14,424.00
Chalk Board	83,504.00	-	22,380.00	61,124.00	15%	9,169.00	51,955.00
Chemistry Lab Equipment	12,86,694.85	-	-	12,86,694.85	15%	1,93,004.00	10,93,690.85
Civil Lab Equipment	4,47,166.00	-	-	4,47,166.00	15%	67,075.00	3,80,091.00
Cleaning Machine	82,959.00	-	-	82,959.00	15%	12,444.00	70,515.00
Computer Lab Equipment	1,95,95,492.72	2,65,63,501.00	24,46,377.00	4,37,12,616.72	30%	1,31,13,785.00	3,05,98,831.72
Cooler	73,696.00	-	-	73,696.00	15%	11,054.00	62,642.00
Cycle A/c	6,052.00	-	-	6,052.00	15%	908.00	5,144.00
Cyclo Style Machine	1,771.00	-	-	1,771.00	15%	266.00	1,505.00
Drawing Board	14,821.00	-	-	14,821.00	15%	2,223.00	12,598.00
Electrical Fittings	1,86,12,784.22	24,46,830.00	26,67,389.00	1,83,92,225.22	15%	27,58,834.00	1,56,33,391.22
Electronic & Communication Lab	35,77,776.30	-	-	35,77,776.30	15%	5,36,666.00	30,41,110.30
Electronics Lab Equipment	28,70,651.40	-	-	28,70,651.40	15%	4,30,598.00	24,40,053.40
ETS PCB-MATE-300W	-	14,16,000.00	-	14,16,000.00	15%	2,12,400.00	12,03,600.00
Fax Machine	6,834.00	-	-	6,834.00	15%	1,025.00	5,809.00
Fire Fighting Equipment	12,16,551.00	3,75,735.00	-	15,92,286.00	15%	2,38,843.00	13,53,443.00
Flat -Tulip-34, Sec Pi, Gr, Noida	10,06,642.00	-	-	10,06,642.00	15%	1,50,996.00	8,55,646.00
Fluid Machnical Lab	27,248.00	-	-	27,248.00	15%	4,087.00	23,161.00
Fogging Machine	2,368.00	-	-	2,368.00	15%	355.00	2,013.00
Furniture and Fixtures	3,75,04,843.68	39,97,686.00	51,82,499.00	3,63,20,030.68	10%	36,32,003.00	3,26,88,027.68
Gas Cylinders	518.00	-	-	518.00	15%	78.00	440.00
Generator	30,53,412.00	-	6,45,000.00	24,08,412.00	15%	3,61,262.00	20,47,150.00



Grass Cutting Machine	21,635.00	-	-	21,635.00	15%	3,245.00	18,390.00
Gym Equipments	7,45,257.00	50,000.00	-	7,95,257.00	15%	1,19,289.00	6,75,968.00
Idea Lab Equipment	-	72,800.00	-	72,800.00	15%	10,920.00	61,880.00
Inverter A/c	3,64,293.00	-	-	3,64,293.00	15%	54,644.00	3,09,649.00
Lease Line Instrument	17,942.00	-	-	17,942.00	15%	2,691.00	15,251.00
Library Books	1,39,79,722.40	25,645.00	25,45,690.00	1,14,59,677.40	15%	17,18,952.00	97,40,725.40
Library Equipement	73,493.00	-	-	73,493.00	15%	11,024.00	62,469.00
Lift A/c	31,60,217.56	-	-	31,60,217.56	15%	4,74,033.00	26,86,184.56
Material Testing Lab	16,243.00	-	-	16,243.00	15%	2,436.00	13,807.00
Mattress	43,598.00	-	-	43,598.00	15%	6,540.00	37,058.00
Mechanical Lab Equipment	65,80,501.85	42,00,393.00	-	1,07,80,894.85	15%	16,17,134.00	91,63,760.85
Mercedez Lab	25,88,553.02	-	-	25,88,553.02	15%	3,88,283.00	22,00,270.02
Metrology Lab Equipment	44,705.00	-	-	44,705.00	15%	6,706.00	37,999.00
Micro Processor Lab	33,371.50	-	-	33,371.50	15%	5,006.00	28,365.50
Micro Wave Lab	72,030.00	-	-	72,030.00	15%	10,805.00	61,225.00
Microwave Oven	4,841.00	-	-	4,841.00	15%	726.00	4,115.00
Miscroscope	25,226.00	-	-	25,226.00	15%	3,784.00	21,442.00
Mobile Jammer	1,09,955.00	-	-	1,09,955.00	15%	16,493.00	93,462.00
Mobile Phone	5,87,115.00	1,34,491.00	-	7,21,606.00	15%	1,08,241.00	6,13,365.00
Musical Instrument	78,051.00	-	-	78,051.00	15%	11,708.00	66,343.00
Office Equipment	1,27,721.00	-	-	1,27,721.00	15%	19,158.00	1,08,563.00
Online UPS	12,02,713.00	8,45,612.00	-	20,48,325.00	15%	3,07,249.00	17,41,076.00
Oxygen Cylender	994.00	-	-	994.00	15%	149.00	845.00
Pathology Lab Equipment	2,17,992.00	-	-	2,17,992.00	15%	32,699.00	1,85,293.00
Smart Manufacturing Lab - PTC	1,17,41,019.19	-	-	1,17,41,019.19	15%	17,61,153.00	99,79,866.19
Pharma Lab Equipment	97,48,939.72	-	97,48,939.72	-	15%	-	-
Photocopier Machine	4,19,833.00	30,000.00	67,000.00	3,82,833.00	15%	57,425.00	3,25,408.00
Physics Lab Equipment	77,967.64	-	-	77,967.64	15%	11,695.00	66,272.64
Plotter -430hp	38,148.00	-	-	38,148.00	15%	5,722.00	32,426.00
Power Electric Lab Equipment	6,615.40	-	-	6,615.40	15%	992.00	5,623.40
Printer	2,66,161.00	67,197.00	-	3,33,358.00	15%	50,004.00	2,83,354.00
Projector	-	4,50,827.00	-	4,50,827.00	15%	67,624.00	3,83,203.00
Refrigerator	1,60,767.00	-	-	1,60,767.00	15%	24,115.00	1,36,652.00
Scooter	10,057.00	-	-	10,057.00	15%	1,509.00	8,548.00
Security Equipments	38,148.00	-	-	38,148.00	15%	5,722.00	32,426.00
Sewage Treatment Plant	5,38,164.00	-	-	5,38,164.00	15%	2,15,725.00	3,22,439.00
Software	21,38,791.60	36,26,114.00	5,89,524.00	51,75,381.60	30%	15,52,614.00	36,22,767.60
Solar Power Plant	5,48,106.00	-	-	5,48,106.00	15%	82,216.00	4,65,890.00
Sound System	2,27,168.00	-	-	2,27,168.00	15%	34,075.00	1,93,093.00
Sports Equipment	3,39,959.00	84,000.00	-	4,23,959.00	15%	63,594.00	3,60,365.00
Submersible Pump	4,14,026.00	21,653.00	-	4,35,679.00	15%	65,352.00	3,70,327.00
Teaching Aid Equipment	73,815.00	-	-	73,815.00	15%	11,072.00	62,743.00
Telephone Instrument	29,640.00	-	-	29,640.00	15%	4,446.00	25,194.00
Television	7,37,096.00	-	-	7,37,096.00	15%	1,10,564.00	6,26,532.00
Transformer A/c	3,56,182.00	-	-	3,56,182.00	15%	53,427.00	3,02,755.00
Vaccum Cleaner	6,893.00	-	-	6,893.00	15%	1,034.00	5,859.00
Visitor Management Kiosk	1,48,249.00	-	-	1,48,249.00	15%	22,237.00	1,26,012.00
Ventilator A/c	1,87,746.00	-	-	1,87,746.00	15%	28,162.00	1,59,584.00
Water Cooler	5,20,370.00	1,04,000.00	38,000.00	5,86,370.00	15%	87,956.00	4,98,414.00
Water Fillter (R.O.)	89,258.00	-	-	89,258.00	15%	13,389.00	75,869.00
Water Heater	88,187.00	-	-	88,187.00	15%	13,228.00	74,959.00
Water Tank	89,873.00	-	-	89,873.00	15%	13,481.00	76,392.00
Web Camera	37,342.00	20,532.00	-	57,874.00	15%	8,681.00	49,193.00
Workshop Tools & Equip.	2,19,338.52	-	-	2,19,338.52	15%	32,901.00	1,86,437.52
	17,23,97,154.12	5,12,06,047.00	2,49,53,033.72	19,86,50,167.40		3,54,49,727.00	16,32,00,440.40
Capital Work-in-Progress :							
Building under Construction	91,05,577.00	2,46,23,945.00	3,37,29,522.00	-			-
	18,15,02,731.12	7,58,29,992.00	5,86,82,555.72	19,86,50,167.40		3,54,49,727.00	16,32,00,440.40

DIRECTOR



[Signature]
MANAGING DIRECTOR